
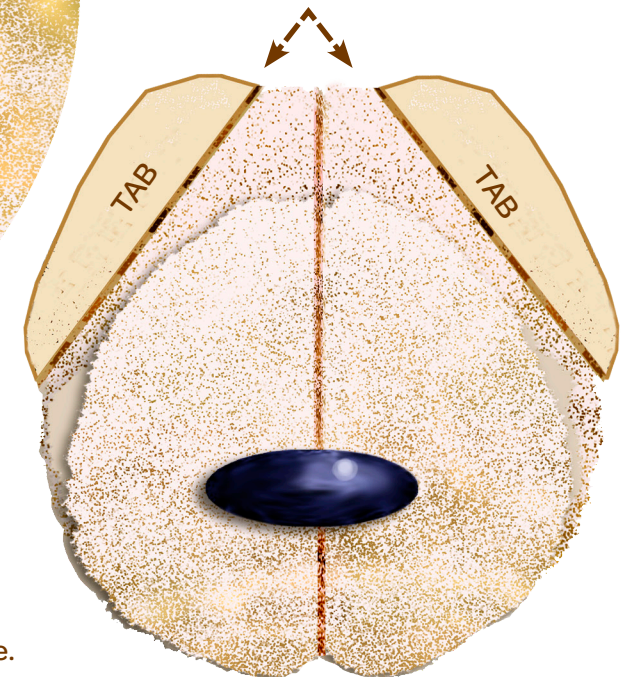


# Panda

In "Gloria's Story," on page 41 of the **3 Cheers for Animals!** Journey, the flower friends learn about the panda. Did you know pandas like to eat bamboo? Put on this mask and act like a panda nibbling bamboo!



Fold nose (below) down the middle to make a tent shape. Fold tabs under at dotted lines. Tape or glue folded tabs on nose to matching area on face. Make sure red mouth shows at bottom.



To form chin, cut along dotted line and tape or glue over triangle.

girl scouts 



[ForGirls.GirlScouts.org](http://ForGirls.GirlScouts.org)

Illustrations by Susan Swan. © 2010 Girl Scouts of the USA. All rights reserved. Not for commercial use. This resource has been made possible by a generous grant from the Dove Self-Esteem Fund.





# Rooster

Put on your mask and crow like the rooster on page 31 of *3 Cheers for Animals!*

Fold upper beak (below) down the middle to make a tent shape. Fold yellow tabs under and tape or glue them to the mask.

Tape or glue lower beak to mask first.



Cut out both eye holes.

Attach upper and lower beaks here, aligning with yellow shape.

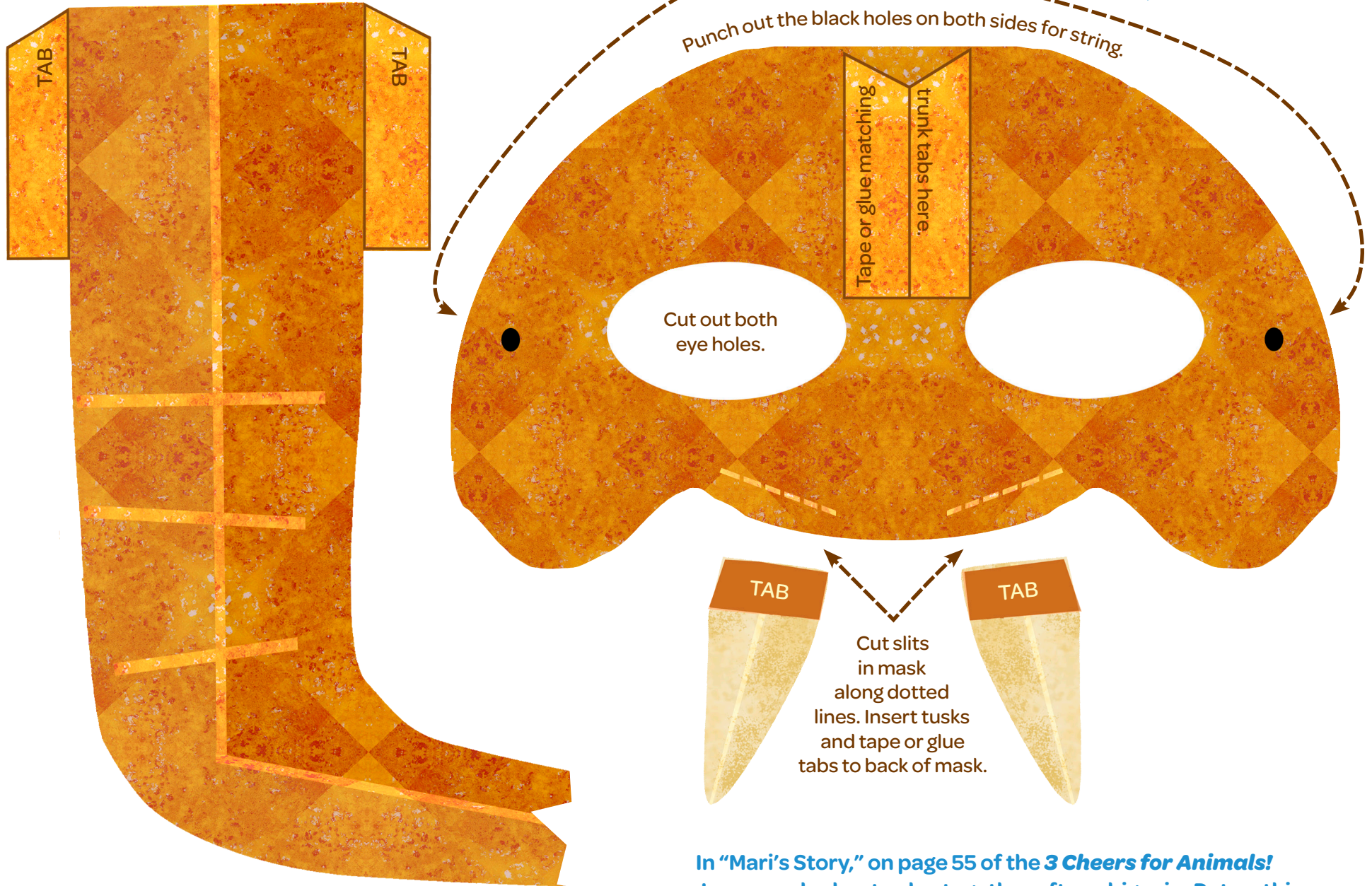
Punch out the black holes on both sides for string.






# Elephant

Fold trunk along the middle line to make a tent shape. Fold tabs under. Tape or glue folded tabs on trunk to matching area on face.




In "Mari's Story," on page 55 of the *3 Cheers for Animals!* Journey, elephants play together after a big rain. Put on this elephant mask and dance like an elephant splashing in puddles!





Tape or glue ears to underside of mask, so that mask overlaps lighter area of ears and the holes for string line up.



# Elephant